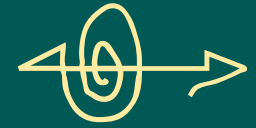


TAPERED PRE-CUT PRODUCTS

Designed to Save Time and Money



Hunter Panels Tapered Pre-cut products help reduce field labor with pre-cut ready to install products and reduce fiscal expenses by completely eliminating waste. The Hunter Panels Tapered Department can assist with design and installation of the most efficient tapered solutions to meet your specification needs. To get a quote from the Tapered Department email taperedrequests@hpanels.com

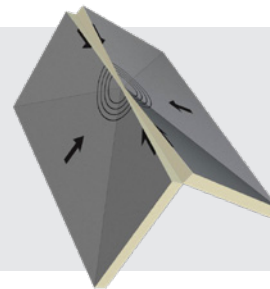

TARGET SUMPS

MULTIPLE SIZES AVAILABLE FOR OPTIMUM DRAINAGE

- A variety of thicknesses and slopes to accommodate job specifications
- Flexible starts at the drain 0.5", 1", 1.5" or 2.0" – greater thicknesses can be achieved with a base layer
- Special packaging for ease of identification on jobsites
- FM Class 1 Assemblies
 - Any sump with a 1.5" minimum in a single layer application
 - 4' x 4' Target Sump Q2
 - 8' x 8' Hinged Target Sump Y
 - Any sump over a 1.5" minimum base layer



**HINGED
TARGET
SUMP®**



HINGED TARGET SUMP 8' X 8' HINGED DRAIN SUMP


- Manufactured with Tapered H-Shield and Tapered H-Shield CG, 25 PSI
- Tapered 8' x 8' pre-assembled sump ships as folded 4' x 8' form
- Perimeter Edge Thicknesses 1.5", 2", 2.5", 3"
- Pre-cut Hinged Target Sumps save 50% in material and waste costs over field fabricated sumps
 - Field fabricated sumps: 8 cuts needed, 64 sf of waste material per sump, 64 sf of material used per sump.

HINGED TARGET SUMP

Slope	Panel	Minimum Thickness	Maximum Thickness	Pieces Per Package
1/4" slope	X	0.5	1.5	14
	G	1.0	2.0	10
	Y	1.5	2.5	8
1/2" slope	Q	0.5	2.5	8
	XX	1.0	3.0	6
3/8" slope	SS	0.5	2.0	10



**TARGET
SUMP®**



**4' X 4' TARGET SUMP
4' X 4' DRAIN SUMP**

- Manufactured with Tapered H-Shield CG 25 PSI only
- Tapered 4' x 4' pre-assembled sump ships flat
- Pre-cut 4' x 4' sumps save 74% in material and waste costs over field fabricated sumps
 - Field fabricated sumps: 12 cuts needed, 48 sf of waste material per sump, 16 sf of material used per sump.


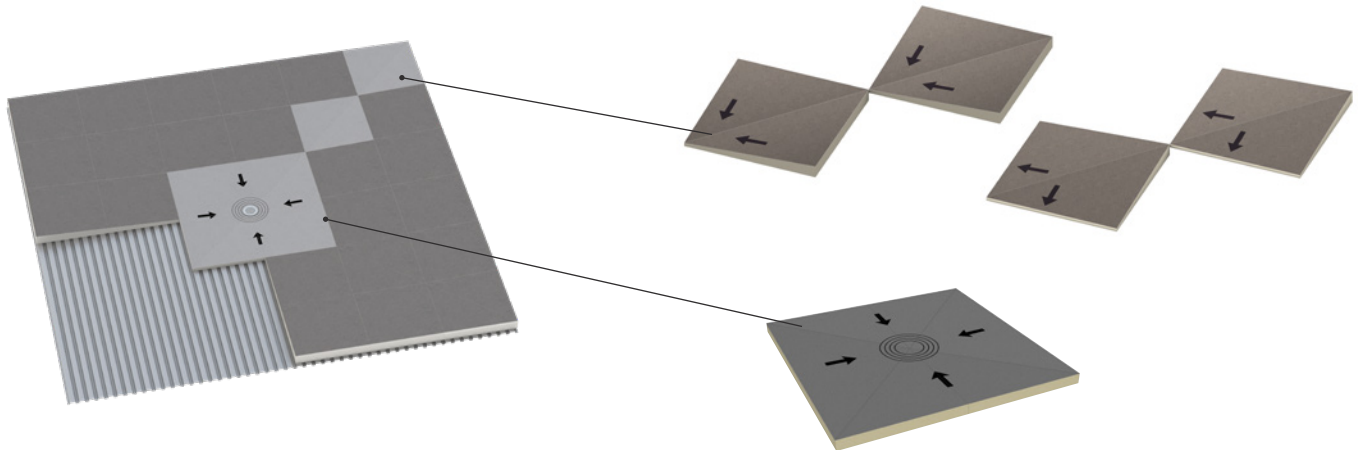
TARGET SUMP

Slope	Panel	Minimum Thickness	Maximum Thickness	Pieces Per Package
1/2" slope	Q1	0.5	1.5	30
	Q2	1.5	2.5	18
	XX1	1.0	2.0	22
	XX2	2.0	3.0	15

PRE-CUT TAPERED HIPS & VALLEYS

Pre-Cut Hips (slope outward) and Pre-Cut Valleys (slope inward) are factory produced using two, 4' x 4' panels of Tapered H-Shield or Tapered H-Shield CG, cut in half at 45 degrees. Only the two halves required for installation are shipped.

- Manufactured with Tapered H-Shield and Tapered H-Shield CG, 20 or 25 PSI
- Flexibility in design and size: custom designed to meet your job site requirements including slope, minimum and maximum thicknesses. Available in all panels AA-ZZ
- Pre-assembled, individually packaged and labeled
- Pre-cut Hips and Valleys save 50% in material and waste costs over field fabricated hips and valleys
 - Field fabricated hips and valleys: 2 cuts needed, 16 sf of waste material per hip or valley, 16 sf of material used per hip or valley.



TAPERED ON THE WEB: HUNTERPANELS.COM

Submit Quote Requests On-line ■ Send and Receive Drawings Via Email ■ Request Samples and Submittal Sheets

Energy Smart Polyiso

15 Franklin Street ■ Portland, Maine 04101 ■ 888.746.1114 ■ info@hpanels.com ■ www.hunterpanels.com