



HUNTER

CAV-GRIP

Low-VOC Aerosol Contact Adhesive for Use with Hunter Panels Xci Products

TECHNICAL DATA SHEET

CAV-GRIP is a multi-purpose, low-VOC, methylene chloride-free aerosol contact adhesive recommended for enhancing bond of self-adhering sheet products, such as Xci VP-SA WRB, to various substrates. It can also be used as an adhesive for bonding Xci polyiso insulation boards to another substrate. The self-contained spray system delivers a low-pressure web, which allows quick and even coverage without bounce-back.

FEATURES AND BENEFITS

- With proper operation, requires no clean-up or maintenance
- Low-cost, quick-and-easy surface preparation solution for proper installation of self-adhered flashings
- Ideal for enhancing the bond of Xci VP-SA WRB to various substrates
- Ideal for bonding polyiso insulation boards to substrate, including surface of waterproofing and air/vapor barrier membranes
- Low-cost cannister recycling program available

CAV-GRIP APPLICATION

Connect gun to hose and connect hose to cylinder. Use lithium grease or petroleum jelly on all fittings and take care not to cross-thread them. Open valve on cylinder to check fittings for leaks.

Propellant in cylinders needs to be maintained above 60°F for the product to spray well. Substrate shall be clean and dry, free of debris and contaminants.

For application at ambient temperature below 60°F, store cylinders in heated space and move to project area during application. Cylinders can be kept warm on the jobsite by placing them in a cooler with a heating pad. Otherwise, dispense product from cylinder while it is still warm. When product in cylinder becomes too cold, it will begin to spit rather than spray. Swap cold cylinder for warmer one and return cold cylinder to heated area. When changing cylinder, close the valve on the cylinder and depressurize the hose. Remove the hose and attach to the new cylinder. Open valve and do a test spray.

Apply CAV-GRIP in thin, even coating to substrate, as shown in the center spray pattern illustration on page 2. Avoid high thickness build-up. Keep gun perpendicular to surface during spray.

To adhere Xci VP-SA WRB to the substrate with CAV-GRIP allow the CAV-GRIP to dry until it does not transfer to finger when touched. Limit application of CAV-GRIP to surfaces that will be covered with the barrier that same day.

GYPHUM SHEATHING WITH GLASS-MAT FACERS

When applying CAV-GRIP to gypsum sheathing with glass-mat facers coverage rates will depend on porosity and texture of the sheathing, which can vary substantially by brand. It may be necessary to decrease the coverage rate or apply multiple coats. CAV-GRIP shall be allowed to dry completely before additional coats are applied or membrane installed. Glass-mat facers can take longer to dry than other substrates and lower temperatures will extend drying time.




CLEAN UP

Use safe solvent to remove from skin. Safe solvent or mineral spirits can be used to clean tools and surfaces. Free stuck valve on gun by attaching hose and gun to cylinder of an approved adhesive remover, such as UN-TACK, and triggering gun repeatedly until operation is smooth. If the gun is clogged, a small-gauge wire or torch clean-out tool is helpful after soaking the brass fitting in mineral spirits.

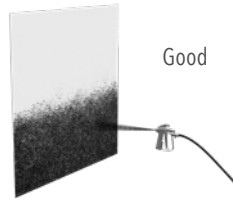
CYLINDER DISPOSAL

When all primer has been used from cylinder, close cylinder valve and evacuate hose and gun before disconnecting hose from cylinder. If hose is not to be connected to a new cylinder immediately, do not evacuate hose and gun. Leave pressure on to ensure primer does not harden in gun and hose. Clean up primer residue, gun and spray tips with mineral spirits or similar solvent. A low-cost cylinder recycling option is available through a program with Clean Earth. For more information please contact our Technical Department. In most areas, the empty cylinder can be disposed as an aerosol can or recycled as scrap metal. If disposal is not allowed in your area, contact your distributor for disposal arrangements. Federal law forbids transportation if refilled.


SPRAY PATTERNS



Not Enough



Good



Too Much

PACKAGING

Product	Size/Weight	Part Number
CAV-GRIP	#40 aerosol cylinder, Gross weight: 38 lbs, Fill weight: 30 lbs of adhesive	305432
6' Hose	6' length	304302
12' Hose	12' length	304303
18' Hose	18' length	304304
Spray Gun Including Nozzle	-	304300
UN-TACK	#9 Aerosol Cylinder	308607

TYPICAL PROPERTIES DATA

Property	Value
Color	White
Consistency	Aerosol spray
Spray Pattern	Variable web
Odor	Low
Base	Rubber /solvent blend
Solvent	Cyclohexane /acetone
Coverage	50-55 ft ² /lb of adhesive* 1 cylinder: 1,500 - 1,650 ft ²
Drying Time	5 minutes**
Adhesion	Excellent
Flash Point	-42°F
Flammability	Flammable when wet. Non-flammable when dry.
Water Resistance	Excellent
Mildew Resistance	Excellent
VOC	80 g/l

* Approximate Coverage, ** Or more depending on climate conditions

STORAGE

Store cylinders in protected, conditioned space with temperature maintained above 60°F. Do not store cylinders in areas where temperature reaches 110°F or higher. Contents are flammable. Store in accordance with local, state and federal regulations. Keep cylinder valve open, hose and gun pressurized and gun trigger locked. Periodically spray in safe manner to help prevent possible clogging.

WARNINGS AND HAZARDS

Flammable liquid propellant and vapor. Keep away from open flame. Use with adequate ventilation. Avoid inhalation of spray mist or vapors. Harmful or fatal if swallowed. May cause eye irritation. Keep out of reach of children. Review Material Safety Data Sheet for complete safety information prior to use. Use of goggles and gloves recommended. Aerosol cylinders are not refillable and when empty are harmless and disposable. Dispose according to local codes and laws. Read safety precautions and warnings on cylinder label. Do not aim spray gun at people or animals at any time.

For Industrial Professional Use Only.

LIMITED WARRANTY

Hunter Xci warrants this product to be free of defects in workmanship and materials only at the time of shipment from our factory. If any Hunter Xci materials prove to contain manufacturing defects that substantially affect their performance, Hunter Xci will, at its option, replace the materials or refund its purchase price. This limited warranty is the only warranty extended by Hunter Xci with respect to its materials. There are no other warranties, including the implied warranties of merchantability and fitness for a particular purpose. Hunter Xci specifically disclaims liability for any incidental, consequential, or other damages, including but not limited to, loss of profits or damages to a structure or its contents, arising under any theory of law whatsoever. The dollar value of Hunter Xci' liability and buyer's remedy under this limited warranty shall not exceed the purchase price of the Hunter Xci material in question.



CONTINUOUS INSULATION

15 Franklin Street ■ Portland, Maine 04101 ■ 888.746.1114 ■ info@hpanels.com ■ www.hunterpanels.com