



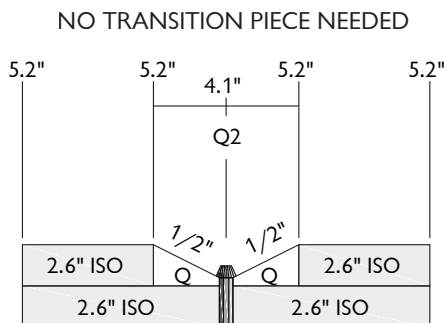


Using Hunter Panels Q2 4x4 Target Sump saves time, money and reduces waste on your next polyiso installation.



HUNTER Q2 TARGET SUMP APPLICATIONS

A common application to achieve an R30 on a structurally sloped deck consists of 2 layers of 2.6" flat polyiso. Utilizing a Q1 Target Sump (.5"-1.5") at the drain locations works well for drainage but creates a 1" "step" from the edge of the Q1 sump to the edge of the top layer of 2.6" flat. This is often aesthetically unpleasing once a membrane is applied. A Q2 Target Sump (1.5" - 2.5") is a much better solution eliminating the "step" creating a cleaner and smoother transition.



Q2	4'x4' sump	1/2" slope	1.5" min - 2.5" max
----	------------	------------	---------------------

For more information on this product, visit www.hunterpanels.com.

Hunter Panels | 15 Franklin St, Portland, Maine 04101 | 888.746.1114 | www.hunterpanels.com

NEW YORK ILLINOIS FLORIDA TEXAS UTAH PENNSYLVANIA WASHINGTON